

“Students First”

Northern Marianas College



FACT BOOK

2013

Table of Contents

Vision Statement.....	1
Mission Statement.....	1
Officers of the Associated Students of NMC.....	1
Members of the Board of Regents.....	1
Management Team.....	1
College Council.....	2
Faculty Senate.....	2
Staff Senate.....	2
History of the College.....	3
Past Presidents.....	4
College Memberships.....	4
Accreditation.....	4
Student Profile.....	5-10
Instructor Profile.....	11
Revenues and Appropriations.....	12-14
Expenditures.....	15-16
Tuition and Fees, Financial Aid, Programs of Study, Admissions...	17-18
Recognition Awards.....	19
Data Sources.....	19
NMC Campus (Saipan).....	20

Vision Statement

Northern Marianas College will serve as the engine to drive the economic growth and the social and cultural vitality of the Commonwealth.

Mission Statement

Northern Marianas College, through its commitment to student learning, provides high quality, affordable and accessible educational programs and services for the individual and people of the Commonwealth.

Officers of the Associated Students of NMC (ASNMC)

Chenglong (Alex) Shen, President
Lani Russell, Vice President
Jian Joyner, Secretary
Riya Nathrani, Treasurer

Members of the Board of Regents

Juan T. Lizama, Chairperson
Elaine Hocog-Orilla, Vice-Chairperson
Frank Rabauliman, Treasurer
Maria (Malua) Peter, Regent
William S. Torres, Regent
Michaela U. Sanchez, Regent

Management Team

Sharon Y. Hart, Ph.D., President
Dave Attao, Dean of Administration and Resource Development
Barbara (Bobbie) Merfalen, Dean of Academic Programs and Services
Leo Pangelinan, Dean of Student Services
Tracy Guerrero, Chief Financial Officer
Jacqueline Che, Director of Institutional Effectiveness
Christopher Timmons, Director of Human Resources
Frankie Eliptico, Director of External Relations
Charlotte Reyes-Cepeda, Director of the School of Education
Jonathan Liwag, Director of Information Technology
Floyd Masga, President of Staff Senate
Ross Manglona, Dean Director of CREES
Cynthia Deleon Guerrero, President of Faculty Senate
Chenglong (Alex) Shen, President of ASNMC

College Council

Leo Pangelinan, Chair and Administrative Member (Dean of Academic Programs and Services)
Shirley Blas, Secretary and Staff Senate Member (Administrative Manager of Academic Programs and Services)
Christopher Timmons, Administrative Member (Director of Human Resources)
Lorraine Cabrera, Administrative Member (State Director of Adult Basic Education)
Cynthia Deleon Guerrero, Faculty Senate President (Instructor, School of Education)
Ni Deleon Guerrero, Faculty Senate Secretary (International Student Services Counselor)
Floyd Masga, Staff Senate President (Acting Director of the Community Development Institute)
Katherine Palacios, Staff Senate Member (Accountant, Finance Office)
Chenglong (Alex) Shen, ASNMC President
Lani Russell, ASNMC Vice-President

Faculty Senate

Cynthia Deleon Guerrero, President (At-Large)
Cherrie Lovejoy, Vice-President (School of Education)
Ni Deleon Guerrero, Secretary (At-Large)
Amanda Diaz, Academic Programs and Services
Patricia Coleman, At-Large
Barbara Hunter, At-Large
Zerlyn Taimanao, At-Large
Vacant, Student Services
Vacant, At-Large

Staff Senate

Floyd Masga, President (Community Programs & Services)
Katherine (Kathy) Palacios, Vice-President (Financial & Administrative Services)
Novelyn Wania-Tenorio, Secretary/Treasurer (At-Large)
Shirley Blas, Academic Programs & Services
Daisie Camacho, Office of the President
Irene Tudela, Student Services
Nadia Camacho, At-Large
Lisa HacsKaylo, At-Large
Timberly Ngewakl, At-Large

History of the College

Northern Marianas College was established in May 1981 when Governor Carlos S. Camacho created the College as an official governmental entity through Executive Order #25. The Executive Order established the College as one of the divisions within the Commonwealth Department of Education. By mid-summer of 1981 the College was offering training programs for government employees and teachers of the public school system.

In January 1983 Public law 3-43 established NMC as a public, nonprofit corporation having the Board of Education as its governing board. In March of 1985 the passage of CNMI Public Law 4-34 made NMC a public corporation under the general governance of its own Board of Regents, and granted it autonomy in both fiscal and personnel matters. This law stipulated the mission of the college and designated NMC to serve as the land-grant college for the Commonwealth.

In November of 1985 the Second Constitutional Convention in the CNMI adopted a series of proposed amendments to the CNMI Constitution. Among them was Amendment 38 concerning education in the Commonwealth. Article 15, Section 2 of that proposed amendment provided for the establishment of Northern Marianas College, and stipulated that the College's Board of Regents should have autonomy in conducting its affairs. This amendment restated the mission of the college and guaranteed annual funding. Amendment 38, among others, was adopted by the people of the Commonwealth in a special election held in January of 1986.

In June 1985 the college received its initial accreditation from the Accrediting Commission for Community and Junior Colleges (ACCJC) of the Western Association of Schools and Colleges (WASC). The accreditation was reaffirmed in 1990, 1996, 2001, and 2009. In March 2001, the Accrediting Commission for Senior Colleges & Universities of WASC granted NMC initial accreditation for offering a Bachelor of Science degree in Elementary Education. This marked the first time in history of WASC that a two-year community college offered a four-year degree.

Since its beginning, NMC has focused on meeting the higher education and vocational training needs of the CNMI. From the times of its first program in teacher education, NMC has developed a comprehensive set of academic programs and services to meet the social, cultural, occupational and economic development needs of its island communities. Today, students are enrolled in various educational programs of study leading to Associate Degrees and a Bachelor of Science in Education. In addition, there are hundreds of students enrolled in credit and non-credit, continuing adult education courses.

Throughout the years, more than 21,000 people have enrolled in regular NMC degree and certificate courses, over 3,100 persons have been awarded certificates and/or degrees in programs offered or coordinated by NMC; and more than 13,000 individuals have been served in our community through such programs as the Adult Basic Education, Continuing Education, and the Cooperative, Research, Extensions, and Education Service.

Presidents

Agnes McPhetres (1983 – 1999)
Joaquin M Sablan (1999 – 2002)
Kenneth Wright (2002 – 2004)
Tony Deleon Guerrero (2004 – 2006)
Dr. Carmen Fernandez (2007 – 2010)
Dr. Sharon Y. Hart (2011-)

Memberships

American Association of Community Colleges
Association of Public and Land-Grant Universities
Council for Higher Education Accreditation
Pacific Postsecondary Education Council
Western Association of Schools and Colleges

Accreditation

Accrediting Commission for Community and Junior Colleges, Western Association of Schools and Colleges
Accrediting Commission for Senior Colleges and Universities, Western Association of Schools and Colleges

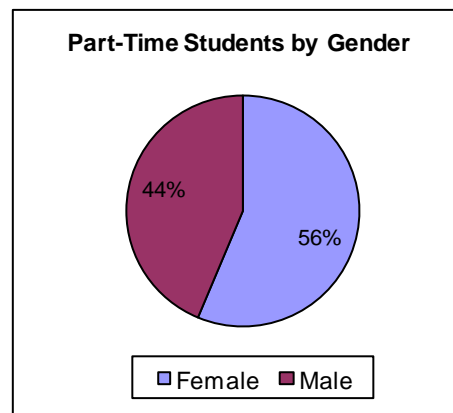
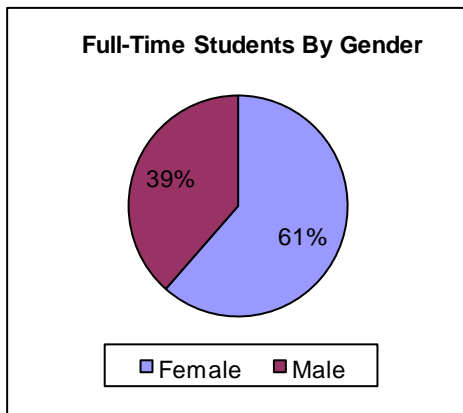
STUDENT PROFILE

Fall 2012 Student Enrollment by Student Status, Gender, and Ethnicity

<i>Unduplicated Headcount</i>								
<i>Student Status</i>	<i>Sub-Total</i>	<i>Gender</i>		<i>Ethnicity</i>				
		Male	Female	Asian	Pac Islander	2 or more	Other	Non-Res Alien
Full-Time	1009	413	596	279	539	61	14	116
Part-Time	169	71	98	40	86	7	7	29
Total	1178	484	694	319	625	68	21	145
Percentage		41.1%	58.9%	27.1%	53.1%	5.8%	1.8%	12.3%
First time*	351	170	181	97	182	26	3	43

Source: Integrated Postsecondary Education Data System (IPEDS)

*first-time certificate/degree-seeking students



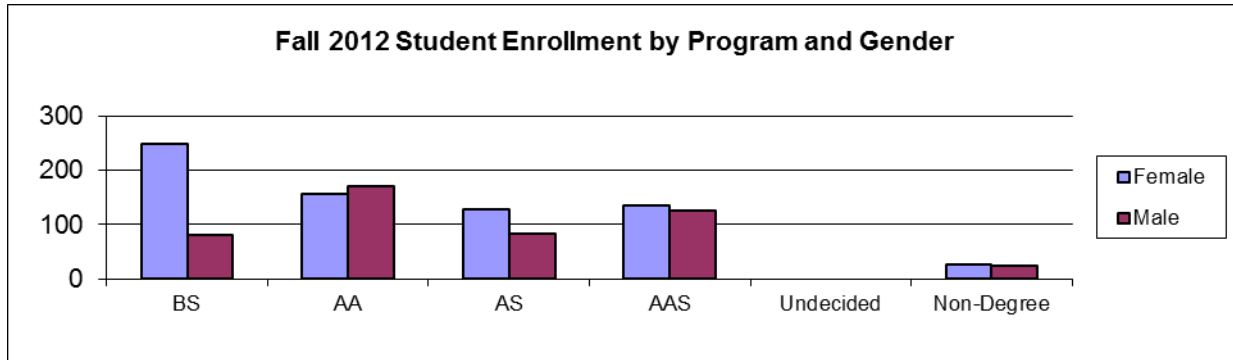
Fall 2012 Student Enrollment by Program, Gender, and Ethnicity

<i>Unduplicated Headcount</i>								
<i>Students by Program*</i>	<i>Total</i>	<i>Gender</i>		<i>Ethnicity</i>				
		Male	Female	Asian	Pac Islander	2 or more	Other	Non-Res Alien
BS	330	81	249	61	206	25	7	31
AA	326	170	156	87	182	19	3	33
AS	210	83	127	70	81	13	4	42
AAS	261	126	135	89	132	10	3	27
Undecided	0	0	0	0	0	0	0	0
Non-Degree	51	24	27	12	24	1	2	12

*Degree Programs: BS: Bachelor of Science, AA: Associate in Arts, AS: Associate in Science, AAS: Associate in Applied Science

Source: IPEDS

STUDENT PROFILE



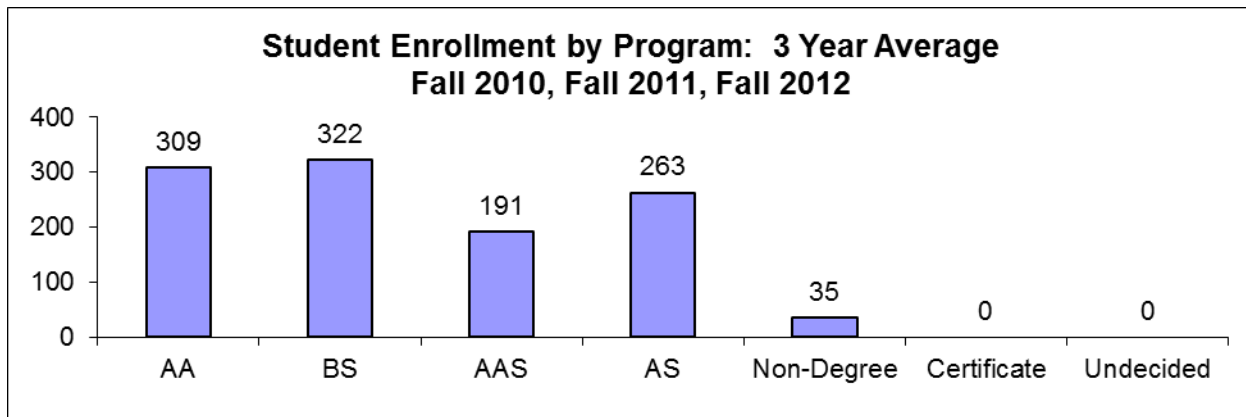
Student Enrollment by Program: 3 Year Trend - Fall 2010, Fall 2011, Fall 2012

Unduplicated Headcount									
	Fall 2010	%	Fall 2011	%	Fall 2012	%	3 Yr Ave	%	*3 Yr Var
BS	306	27%	292	28%	330	28%	309	28%	7.8
AA	347	31%	292	28%	326	28%	322	29%	-6.1
AS	177	16%	187	18%	210	18%	191	17%	18.6
AAS	270	24%	257	25%	261	22%	263	23%	-3.3
Certificate	0	0%	0	0%	0	0%	0	0%	0.0
Undecided	0	0%	0	0%	0	0%	0	0%	0.0
Non-Degree	37	3%	18	2%	51	4%	35	3%	37.8
Total	1137	100%	1046	100%	1178	100%	1120	100%	3.6

*3 year variance

BS: Bachelor of Science, AA: Associate in Arts, AS: Associate in Science, AAS: Associate in Applied Science

Source: IPEDS



STUDENT PROFILE

Degrees and Certificates Awarded: 3 Year Trend - Academic Year 2010-11, 2011-12, 2012-13

Degrees	AY 2010-11	AY 2011-12	AY 2012-13
AA: Business	6	8	6
AA: Liberal Arts	55	47	54
AAS: Business Administration – Accounting	10	6	6
AAS: Business Administration – Business Management	10	9	6
AAS: Business Administration – Computer Applications	3	4	9
AAS: Criminal Justice	6	7	7
AAS: Hospitality Management	3	2	9
AS: Natural Resources Management	1	4	2
AS: Nursing	12	16	33
BS: Education – Early Childhood Education	0	0	4
BS: Education – Elementary Education	14	14	16
BS: Education – Rehabilitation & Human Services	0	0	9
Total Degrees Awarded	120	117	161

Certificates	AY 2010-11	AY 2011-12	AY 2012-13
CC: Nursing Assistant*	0	1	0
CA: Hospitality Management*	0	0	0
Total Certificates Awarded	0	1	0

Degrees and Certificates	AY 2010-11	AY 2011-12	AY 2012-13
Total Degrees and Certificates Awarded	120	118	161

*Programs placed on inactive status

CA: Certificate of Achievement, CC: Certificate of Completion

AA: Associate in Arts, AAS: Associate in Applied Science, AS: Associate in Science, BS: Bachelor of Science

Source: Office of Admissions and Records, NMC Catalogs

STUDENT PROFILE

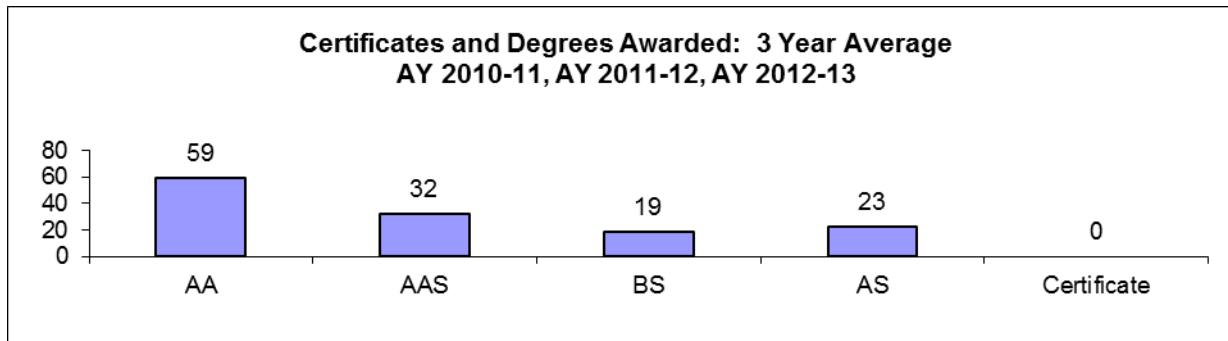
Degrees and Certificates Awarded: 3 Year Trend - Academic Year 2010-11, 2011-12, 2012-13

Award	AY 10-11	%	AY 11-12	%	AY 12-13	%	3 Yr Ave	%	*3 Yr Var
BS	14	12%	14	12%	29	18%	19	14%	107.1
AA	61	51%	55	47%	60	37%	59	44%	-1.6
AS	13	11%	20	17%	35	22%	23	17%	169.2
AAS	32	27%	28	24%	37	23%	32	24%	15.6
Certificate	0	0%	1	1%	0	0%	0	0%	0.0
Total	120	100%	118	100%	161	100%	133	100%	34.2

*3 year variance

BS: Bachelor of Science, AA: Associate in Arts, AS: Associate in Science, AAS: Associate in Applied Science

Source: Office of Admissions and Records



Financial Assistance: 3 Year Trend - Academic Year 2010-11, 2011-12, 2012-13

	AY 10-11	AY 11-12	AY 12-13
Number of Students	918	1000	1080
Pell \$	\$3,688,471.00	\$4,022,379.00	\$4,386,483.00
FWS \$	\$24,207.85	\$41,464.00	\$31,856.00
SEOG \$	\$20,800.00	\$49,272.00	\$28,700.00
CACG \$	<u>\$211,050.00</u>	<u>\$798,200.00</u>	\$517,100.00
TEACH \$	N/A	N/A	<u>\$182,701.00</u>
Total \$	<u>\$3,944,528.85</u>	<u>\$4,911,315.00</u>	<u>\$5,146,840.00</u>
Ave Aid per Student	\$4,296.87	\$4,911.32	\$4,765.59

Source: Financial Aid Office

STUDENT PROFILE

Adult Basic Education (ABE) Programs

Program Year 2011-12 Student Enrollment by ABE Program, Gender, & Ethnicity

<i>Unduplicated Headcount</i>						
<i>ABE Program</i>	Total	<i>Gender</i>		<i>Ethnicity</i>		
		Male	Female	Asian	Pacific Islander	Other
Adult Basic Education	93	52	41	20	72	1
Adult Secondary Education	305	164	141	39	265	1
English as a Second Language	57	6	49	55	1	1
Total	455	222	233	114	338	3
Percentage		49%	51%	25%	74%	1%

Source: Adult Basic Education State Office

Student Enrollment by ABE Program: 3 Year Trend - Program Year 2009-10, 2010-11, 2011-12

<i>Unduplicated Headcount</i>									
<i>ABE Program</i>	<i>PY 09-10</i>	<i>%</i>	<i>PY 10-11</i>	<i>%</i>	<i>PY 11-12</i>	<i>%</i>	<i>3 Yr Ave</i>	<i>%</i>	<i>*3 Yr Var</i>
ABE	387	64%	369	61%	93	20%	283	51%	-76
ASE	77	13%	90	15%	305	67%	157	28%	296
ESL	143	24%	148	24%	57	13%	116	21%	-60
Total	607	100%	607	100%	455	100%	556	100%	-25

ASE Students Tested & Passed: 3 Year Trend - Program Year 2010-11, 2011-12, 2012-13

<i>Diploma</i>	<i>PY 10-11</i>	<i>%</i>	<i>PY 11-12</i>	<i>%</i>	<i>PY 12-13</i>	<i>%</i>	<i>3 Yr Ave</i>	<i>%</i>	<i>*3 Yr Var</i>
GED	2	4%	14	14%	8	31%	8	14%	300
Adult HS	45	96%	83	86%	18	69%	49	86%	-60
Total	47	100%	97	100%	26	100%	57	100%	-45

ASE: Adult Secondary Education

*3 year variance

Source: Adult Basic Education State Office

STUDENT PROFILE

Community Development Institute (CDI) Programs

Student Enrollment in CDI Programs and Partnerships
 3 Year Trend - Academic Year 2010-11, 2011-12, 2012-13

Unduplicated Headcounts			
CDI Programs and Partnerships	AY 10-11	AY 11-12	AY 12-13
Community Services Courses	*	1288	1432
Framingham State College M.Ed. in International Teaching Courses	23	21	25
University of Guam SROTC Courses	53	45	22

Framingham State College M.Ed. in International Teaching	AY 10-11	AY 11-12	AY 12-13
Number of Degrees Awarded	23	21	**

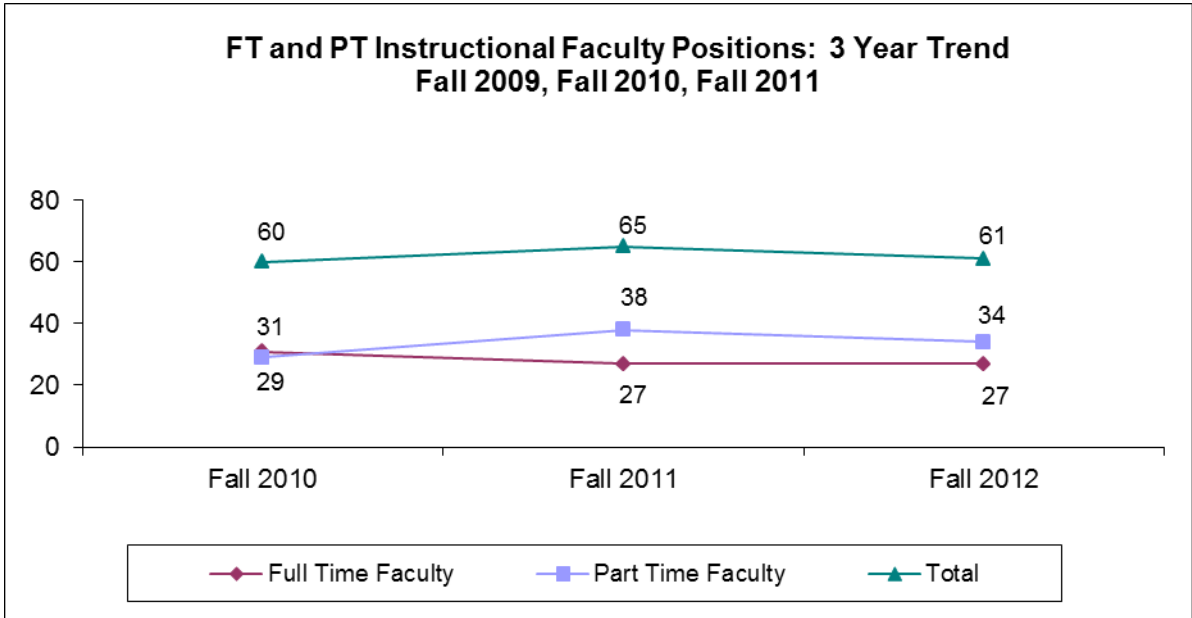
Source: Community Development Institute
 *Data unavailable
 **No graduating student cohort AY 12-13

INSTRUCTOR PROFILE

Instructional Faculty Positions – 3 Year Trend: Fall 2010, Fall 2011, Fall 2012

<i>Instructional Faculty Positions</i>	Fall 2010	Fall 2011	Fall 2012	3 Yr Ave	*3 Yr Var
Full Time Instructional Faculty	31	27	27	28	-12.9
Part Time (Adjunct) Instructional Faculty	29	38	34	34	17.2
Grand Total	60	65	61	62	1.7

*3 year variance
 Source: IPEDS

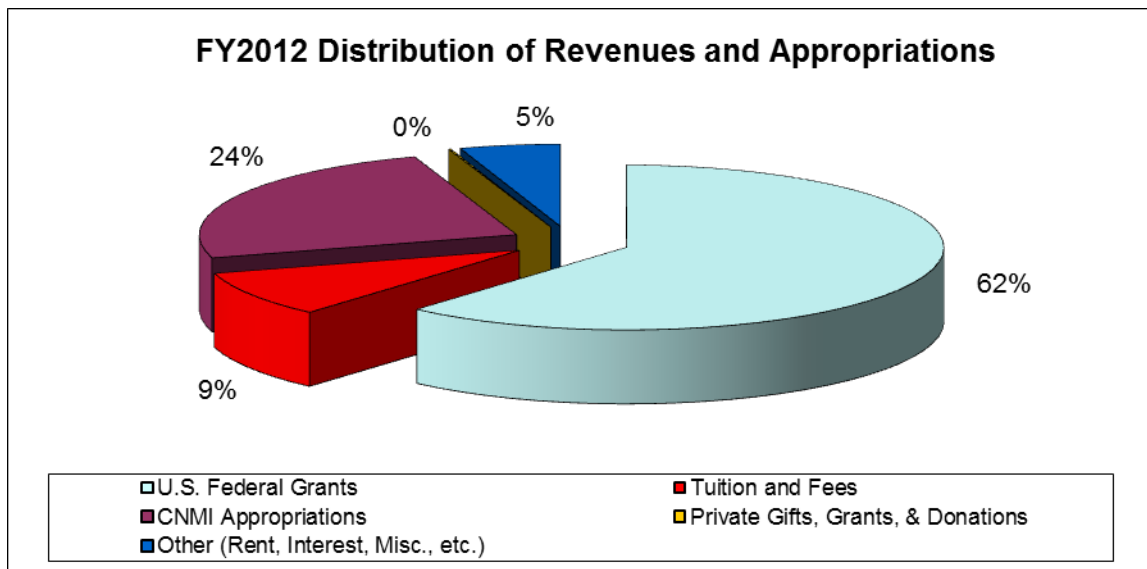
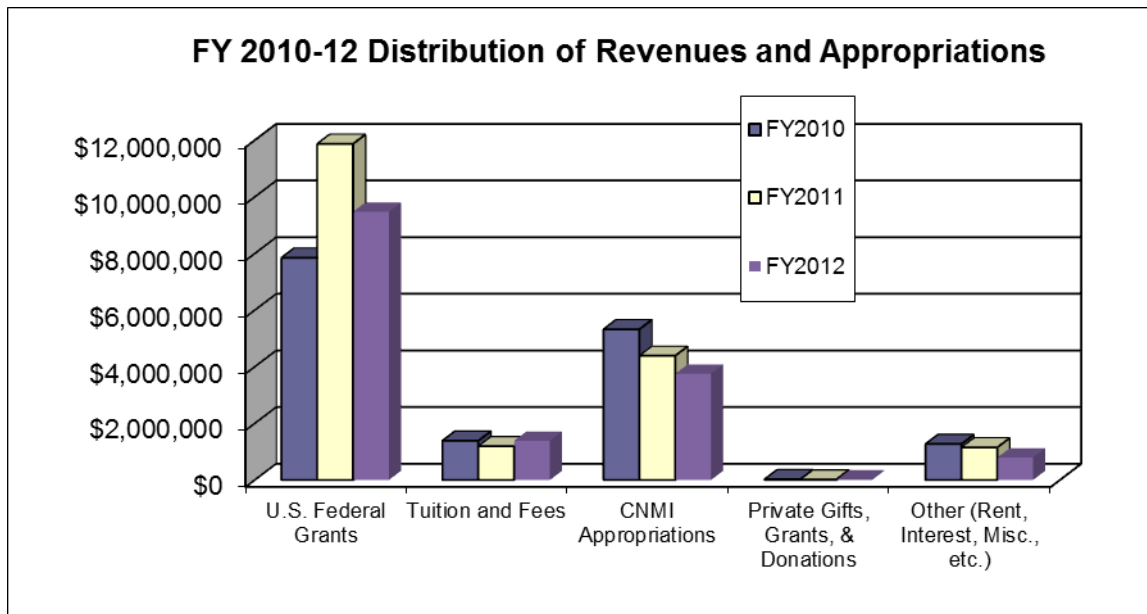


REVENUES AND APPROPRIATIONS

Total Revenue FY2010 - FY2012

Revenue Source	FY2010	%	FY2011	%	FY2012	%
U.S. Federal Grants	\$7,848,780	50%	\$11,872,542	64%	\$9,472,580	61%
Tuition and Fees	1,386,475	9%	1,191,403	6%	1,385,230	9%
CNMI Appropriations	5,323,044	34%	4,385,111	24%	3,748,689	24%
Private Gifts, Grants, & Donations	25,640	0%	13,300	0%	15,555	0%
Other (Rent, Interest, Misc., etc.)	1,271,010	8%	1,150,115	6%	788,767	5%
Total	\$15,854,949	100%	\$18,612,471	100%	\$15,410,821	100%

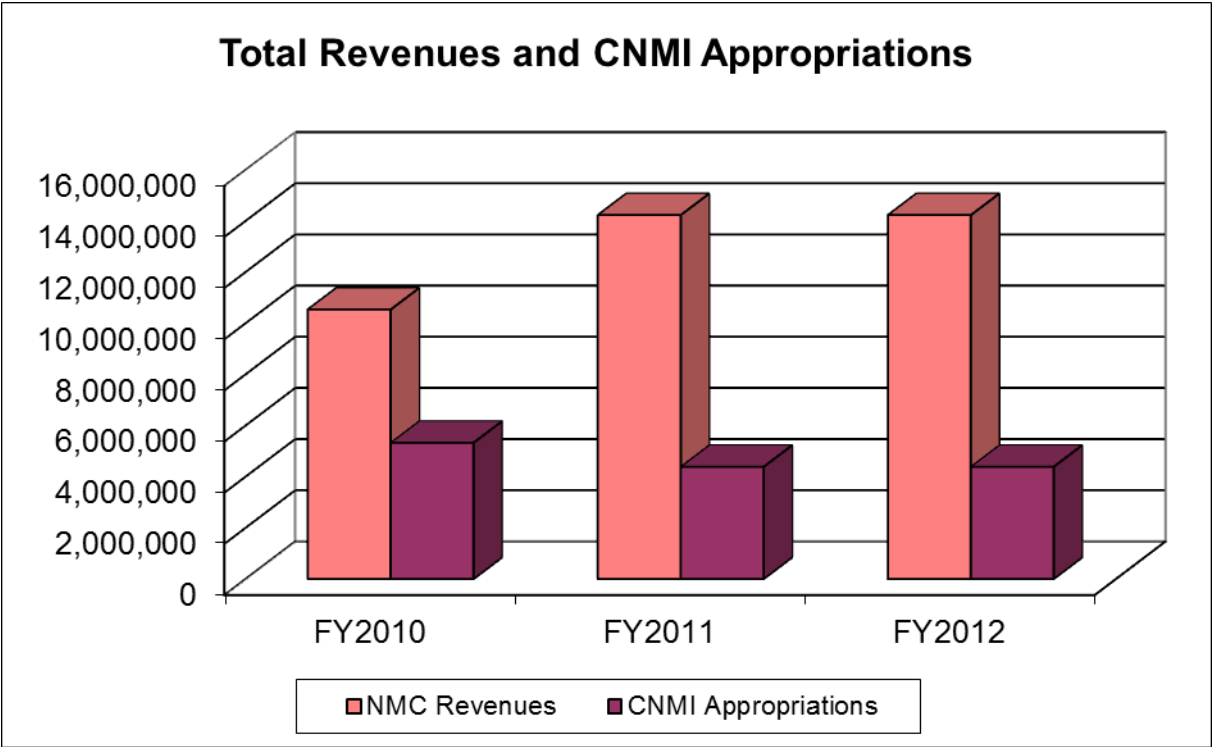
Source: Audited Financial Statements



REVENUES AND APPROPRIATIONS

Total Revenue and CNMI Appropriations

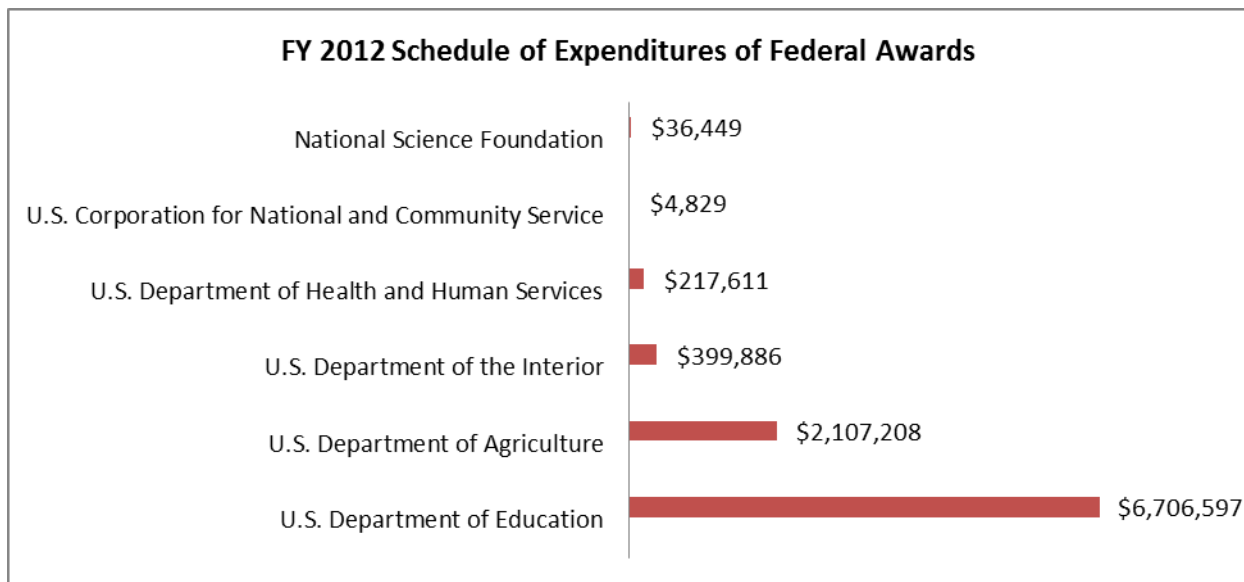
Revenue Source	FY2010	FY2011	FY2012
NMC Revenues	10,531,905	14,227,360	14,227,360
CNMI Appropriations	5,323,044	4,385,111	4,385,111
Total	15,854,949	18,612,471	18,612,471



REVENUES AND APPROPRIATIONS

FY 2012 Schedule of Expenditures of Federal Awards

Federal Grantor Agency	Federal Project Title	Amount
U.S. Department of Education	Student Financial Assistance Programs	\$ 3,665,250
U.S. Department of Education	TRIO Programs	\$ 397,896
U.S. Department of Education	Adult Education Program	\$ 556,981
U.S. Department of Education	College Access Challenge Program	\$ 1,660,811
U.S. Department of Education	State Fiscal Stabilization Fund (SFSF)	\$ 425,659
U.S. Department of Education		\$ 6,706,597
U.S. Department of Agriculture	Payments to Agricultural Experiment Stations Under the Hatch Act	\$ 562,843
U.S. Department of Agriculture	Cooperative Extension Services	\$ 1,096,585
U.S. Department of Agriculture	Sustainable Agriculture Research and Education	\$ 25
U.S. Department of Agriculture	Resident Instruction Program	\$ 178,361
U.S. Department of Agriculture	Specialty Crop Research Initiative	\$ 3,674
U.S. Department of Agriculture	Agriculture and Food Initiative (AFRI)	\$ 185,709
U.S. Department of Agriculture	Implementation of Western SARE Program Professional Dev Plan	\$ 25,519
U.S. Department of Agriculture	Grants for Agricultural Research, Special Research Programs	\$ 20,688
U.S. Department of Agriculture	Integrated Programs	\$ 12,042
U.S. Department of Agriculture	Improvement for Papaya Cultivars	\$ -
U.S. Department of Agriculture	Islands of Opportunity Alliance	\$ -
U.S. Department of Agriculture	Tech Transfer of Alternative Plant	\$ 21,762
U.S. Department of Agriculture		\$ 2,107,208
U.S. Department of the Interior	Economic, Social and Political Development of the Territories	\$ 399,886
U.S. Department of the Interior		\$ 399,886
	University Centers for Excellence in Developmental Disabilities	
U.S. Dept. of Health and Human Services	Education, Research and Services	\$ 137,011
U.S. Dept. of Health and Human Services	Area Health Education Center	\$ 80,600
U.S. Department of Health and Human Services		\$ 217,611
U.S. Department of Commerce	Learn and Serve America - Higher Education	\$ 4,829
U.S. Corporation for National and Community Service		\$ 4,829
National Science Foundation	Education and Human Resources	\$ 36,449
National Science Foundation		\$ 36,449
TOTAL		\$ 9,472,580

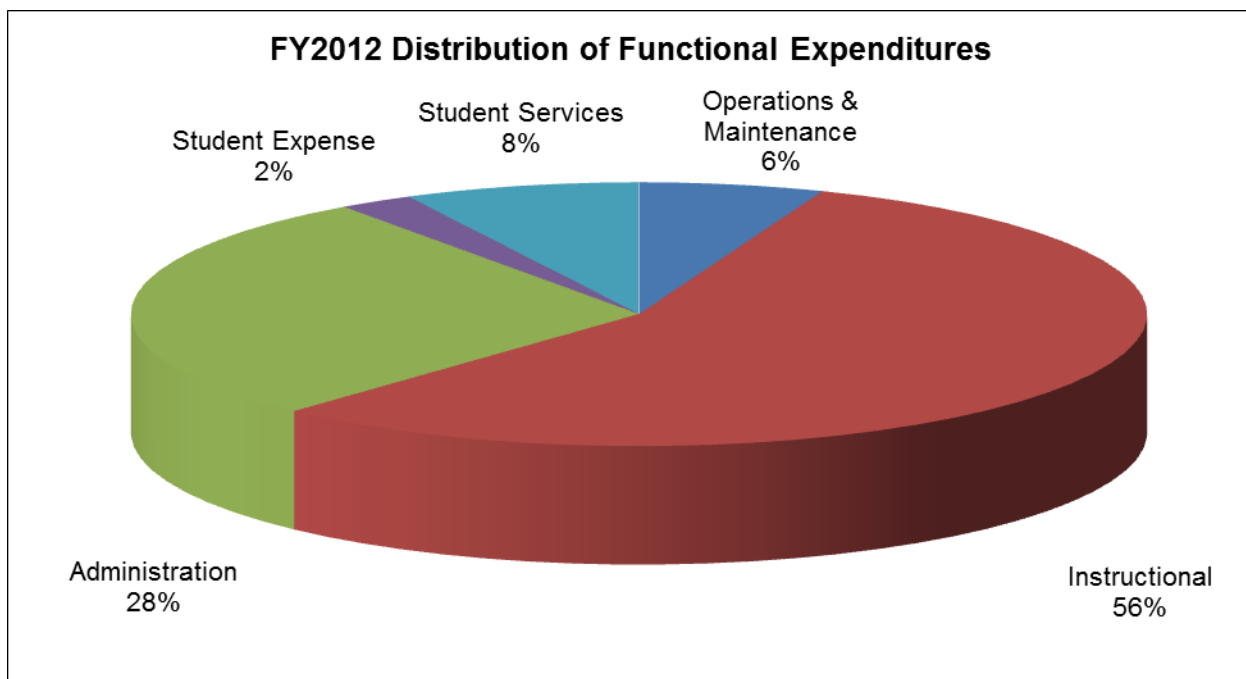
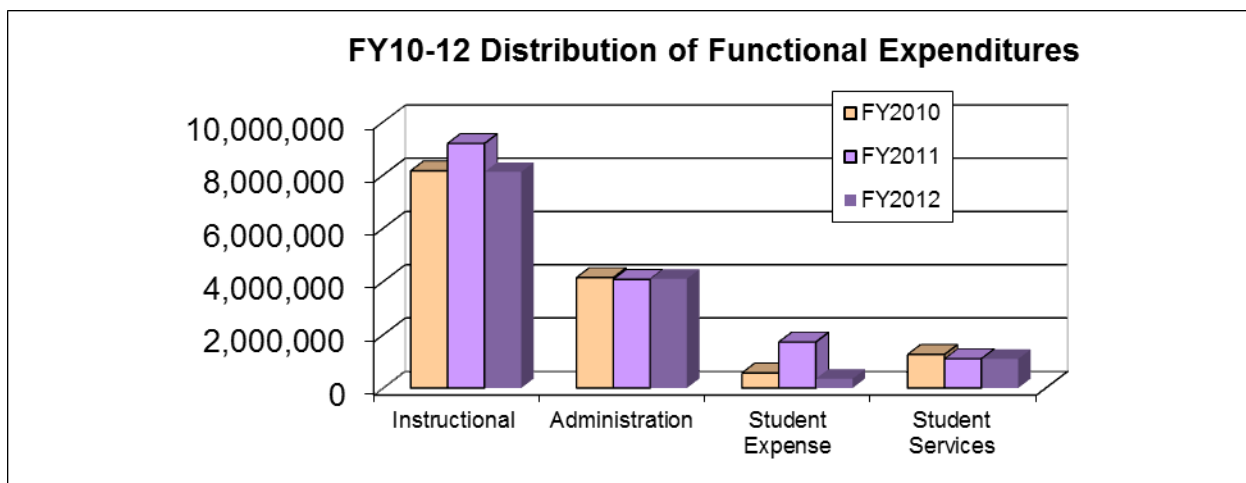


FUNCTIONAL EXPENDITURES

Total Functional Expenditures FY2010 - FY2012

Expenditure Type	FY2010	FY2011	FY2012
Operations & Maintenance	\$899,645	\$1,079,897	\$854,767
Instructional	8,157,717	9,182,069	8,114,113
Administration	4,144,506	4,074,056	4,099,835
Student Expense	564,548	1,724,355	343,158
Student Services	1,259,317	1,096,940	1,089,131
Total	\$14,126,088	\$16,077,420	\$13,646,237

Source: Audited Financial Statements

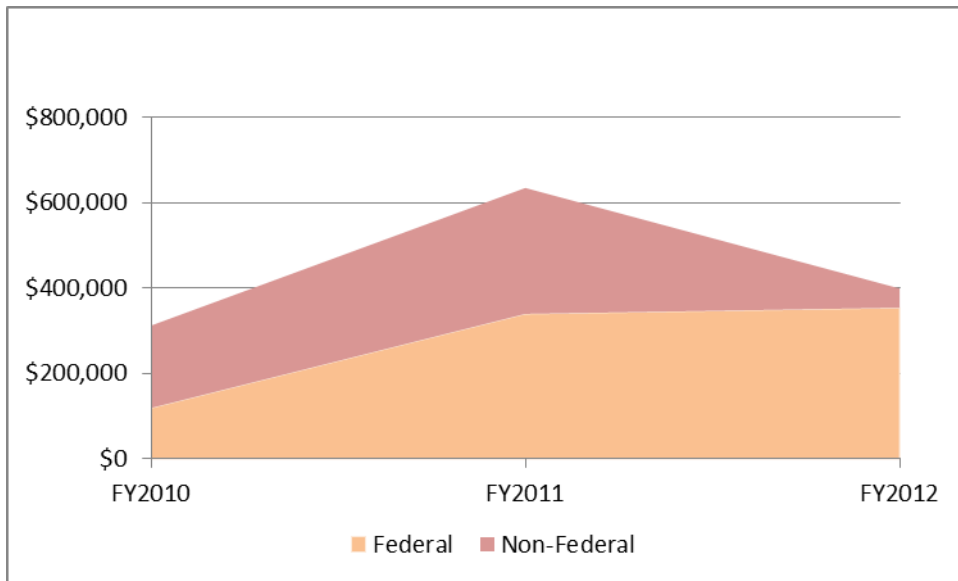


EXPENDITURES

Capital Outlay FY2010- FY2012

Funding Source	FY2010	%	FY2011	%	FY2012	%
Federal	\$119,149	38%	\$339,698	54%	\$354,229	89%
Non-Federal	192,965	62%	294,831	46%	44,733	11%
Total	\$312,114	100%	\$634,529	100%	\$398,962	100%

FY 2010 – FY 2012 Capital Outlay



INFORMATION FOR STUDENTS: ACADEMIC YEAR 2013 – 2014

Tuition & Cost of Attendance

Tuition

Resident \$95 per credit hour
Nonresident \$190 per credit hour

Cost of Attendance

Full-Time Fall and Spring Semesters Only

Living with Family

Charges	Resident	Non-Resident
Tuition and Fees	2820	5500
Books and Supplies	1500	1500
Room and Board (with family)	4000	5600
<u>Other</u>	<u>3200</u>	<u>3747</u>
Total	\$11,520	\$16,347

Not Living with Family

Charges	Resident	Non-Resident
Tuition and Fees	2820	5500
Books and Supplies	1500	1500
Room and Board (not with family)	5600	6400
<u>Other</u>	<u>3200</u>	<u>3747</u>
Total	\$13,120	\$17,147

Source: Financial Aid Office

Financial Aid Information

Contact: Daisy Manglona-Propst
 Director, Financial Aid Office
 Tel: (670) 237-6792
 Fax: (670) 234-4967
 Email: daisy.propst@marianas.edu

Hours: 8:00 am – 4:30 pm, Monday-Friday

Federal Grants Available at NMC:

Pell Grant
Federal Work Study (FWS)
Supplemental Education Opportunity Grant (SEOG)
TEACH Grant
College Access Challenge Project Scholarship (for high school juniors and seniors, and first year college students)

US Military Programs Available:

VA Educational Benefits Program
US Army Reserve Tuition Assistance
My CAA (for military spouses)

INFORMATION FOR STUDENTS: ACADEMIC YEAR 2013 – 2014

Programs of Study

Bachelor of Science

Education – Early Childhood Education Concentration
Education – Elementary Education Concentration
Education – Rehabilitation and Human Services Concentration
Education – Special Education Concentration

Associate in Arts

Business
Liberal Arts

Associate in Science

Nursing
Natural Resources Management

Associate in Applied Science

Business Administration - Accounting Emphasis
Business Administration - Business Management Emphasis
Business Administration - Computer Applications Emphasis
Criminal Justice
Hospitality Management

Admissions Information:

Contact: Lisa Rafael, Admissions Coordinator
Office of Admissions and Records
Tel: (670) 234-5498 ext. 6771
Fax: (670) 235-4967
Email: oar@marianas.edu

Hours: 9:00 am – 4:00 pm, Monday-Friday

For additional information, please visit our website at www.nmcnet.edu.

Recognition Awards Academic Year 2012-2013

Student of the Year: Richard A. Pizarro
Staff of the Year: Jennifer F. Del Avellano
Supervisor of the Year: Frank M. Eliptico
Instructional Faculty of the Year: Lisa Lunde
Non-Instructional Faculty of the Year: Gregorio P. Sablan

Data Sources

The NMC Fact Book is designed to serve as a general reference for the NMC community, and contains basic information and data about the college and its students. These were compiled from the following sources:

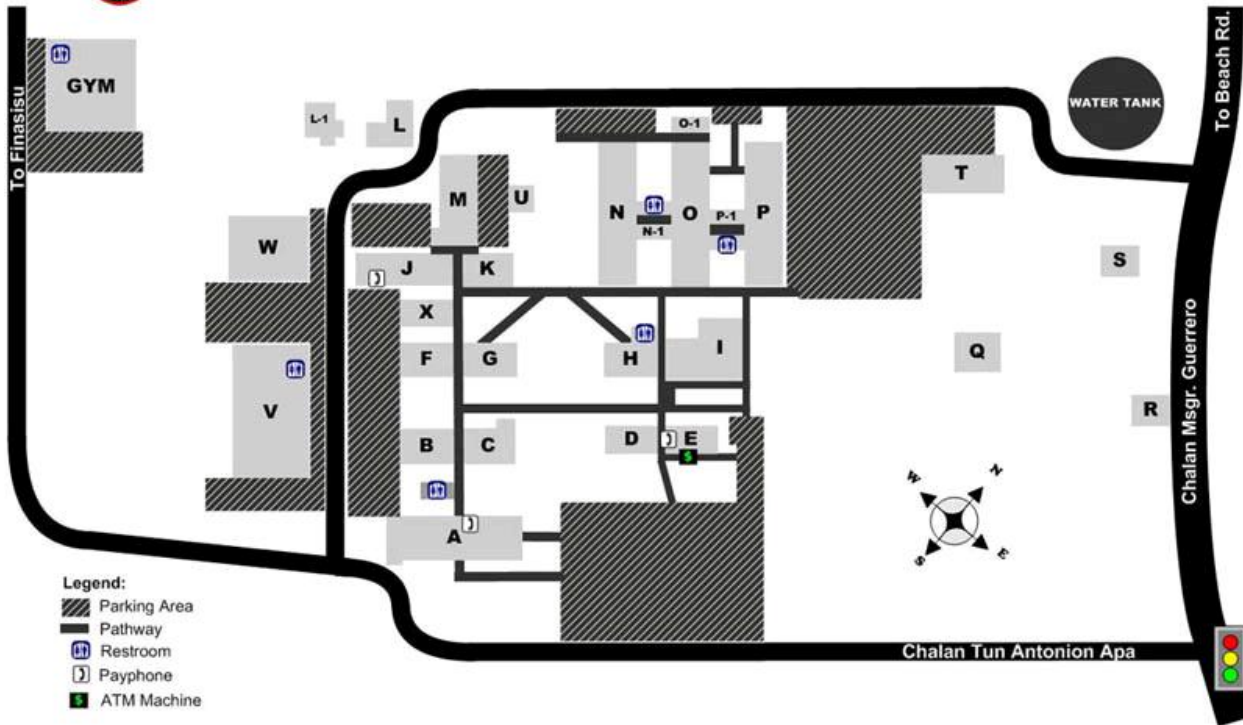
NMC Annual Reports
NMC Catalog
NMC Audited Financial Reports
Integrated Postsecondary Education Data System (IPEDS) Surveys

Office of the President
Office of the Chief Financial Officer
Office of the Dean of Academic Programs and Services
Office of the Dean of Administration and Resource Development
Office of the Dean of Cooperative Research, Extension, and Education Service
Office of the Dean of Student Services
Office of the Director of Institutional Effectiveness
Office of the Director of Information Technology
Office of the Director of External Relations
Office of the Director of Human Resources

This is a joint publication of the Office of Institutional Effectiveness (OIE) and the External Relations Office, Northern Marianas College. For more information, please contact Lisa HacsKaylo, Institutional Researcher, at 237-6835, or e-mail lisa.hacsKaylo@marianas.edu.



Northern Marianas College Campus (Saipan)



- Bldg A** Classrooms
- Bldg B** Science Classrooms / Labs
- Bldg C** Nursing Dept, Classrooms
- Bldg D** Classroom
- Bldg E** Bookstore
- Bldg F** Cooperative Research, Extension, & Education Services
- Bldg G** Classroom

- Bldg H** Snack Bar
- Bldg I** Counseling Center, Career Center, International Student Services
- Bldg J** Student Center, ASNMC, School of Education
- Bldg K** Sciences, Math, Health, & Athletics Dept
Social Science & Fine Arts Dept
- Bldg L** Procurement, Facilities Maintenance

- Bldg M** Languages & Humanities Dept, Language Lab
- Bldg N** Information Services, Admissions & Records
Finance Office, Office of Financial Aid
- Bldg O** Olympio T. Borja Memorial Library. CNMI Archives
- Bldg O-1** Operations, Lost & Found, Security
- Bldg P** Office of the President, Administration
Offices, Community Dev Institute, Human Resources
- Bldg Q** Classrooms
- Bldg R** Classroom
- Bldg S** Classrooms
- Bldg T** Adult Basic Education
- Bldg V** Business Dept, Computer Lab, IT,
Curriculum Resource Center
- Bldg W** Computer Classrooms